



Mohawk Finishing Products April 2015

This newsletter will feature the new colors that Mohawk has added to many of our product lines to keep current with industry trends. Be sure to ask your Mohawk Representative about these new colors. We have also made changes to our aerosol spray heads. We'll help you to identify the changes and spray patterns that result from each of the spray heads. And finally, we will feature one of our customers.

VISIT US AT OUR WEBSITE AT www.mohawk-finishing.com



New Product Colors

Note: Colors are approximate representations of actual colors using modern process techniques. Variations may occur.

Mohawk has added several new colors to our product lines. There may be one that matches a project that your company is working on.

Colored Lacquer Enamel - M104-Color

Fast drying, lacquer based enamel. Superior hiding power for producing opaque finishes.





Break-A-Way™ Glaze - M155-Color

The perfect product to easily add heavy hang up and detail accent color to ornate fine cabinetry or woodworking. Superior hang and build compared to solvent glazes.



Druid Hills Grey
M155-3855



Fil-Stik® Putty Sticks - M230-Color

Semi-hard putty sticks are used to fill in nicks and scratches or open corner joints. No heat or special tools required, simply rub and wipe off.



367 Sharkfin
M230-0005



346 Silverado
M230-0006



SM Marshmallow Cream
M230-0016



SM Slate
M230-0017



Grey Maple
M230-0029



White
9730500PWH
M230-8107



Biscotti w/Coconut
9730500FGM
M230-8623




Canvas w/Cocoa
9730500VG
M230-10409



Cream
9730500CS
M230-10442




Biscotti w/Cocoa
9730500IGM
M230-10673



Canvas
9730500CVM
M230-10867



Biscotti
9730500BSO
M230-10868




Dove White
9730500DWM
M230-10869



Willow
9730500WLOM
M230-11030



Mushroom
9730500A11
M230-11290



Willow w/Cocoa
9730500A19
M230-11291



Dove White w/Cocoa
9730500A15
M230-11292



Greyloft w/Sable
9730500B66M
M230-11654



Midnight w/Onyx
9730500B70M
M230-11657



Pebble Grey
9730500B83M
M230-11768



Husk
9730500B820
M230-11772



Hazel
9730500C16C
M230-11902



Chai
9730500C29M
M230-11903



Ultra® Mark Markers - M280-Color


Touch-Up markers that contain light-fast pigments which seal, stain and finish in one easy operation.



~~~~~

## Quik-Tip™ Markers - M290-Color


Fast opaque/solid color touch-up in a felt tip marker.



~~~~~

Background Marker Touch-Up - M294-Color

The Background Marker Touch-Up dispenses a thin, fast drying, low sheen film to replace background color over fills, glue lines and dark areas in raw wood and other stains.




~~~~~

## Hard Fill - M310-Color

Hard Fill is made from a blend of hard waxes and is used to repair minor and medium defects in wood and rigid plastic. Recommended for repairs on floor, tops, fronts, sides, doors, drawers, and wood surface.




**Stone**  
M310-2000



**Silk AW**  
M310-5000



**Maple Linen**  
M310-5001



**Espresso**  
M310-00116

~~~~~

PlaneStick® Burn-In Sticks - M350-Color

These sticks offer a "flat" sheen, no gloss up when top coated with satin or flat finishes. Hard but not brittle, will never shatter, great for hardwood floors and excellent for plastic laminates.



367 Sharkfin
M350-0005




346 Silverado
M350-0006


~~~~~

## Patchal® Putty - M734-Color

This is designed to be used on finished wood to fill nail holes, miter joints and cabinet seams. Can be topcoated in minutes.



**Vanilla**  
M734-0025



**Ash**  
M734-2001

~~~~~

Mohawk Spray Heads

Mohawk has done extensive research and testing to optimize our aerosol spray heads. All of the new spray heads begin with the prefix M122. We have also designated when the new spray head has been used on an aerosol. Next to the lot number on each can label the word "new" will appear if the can contains the new spray head.

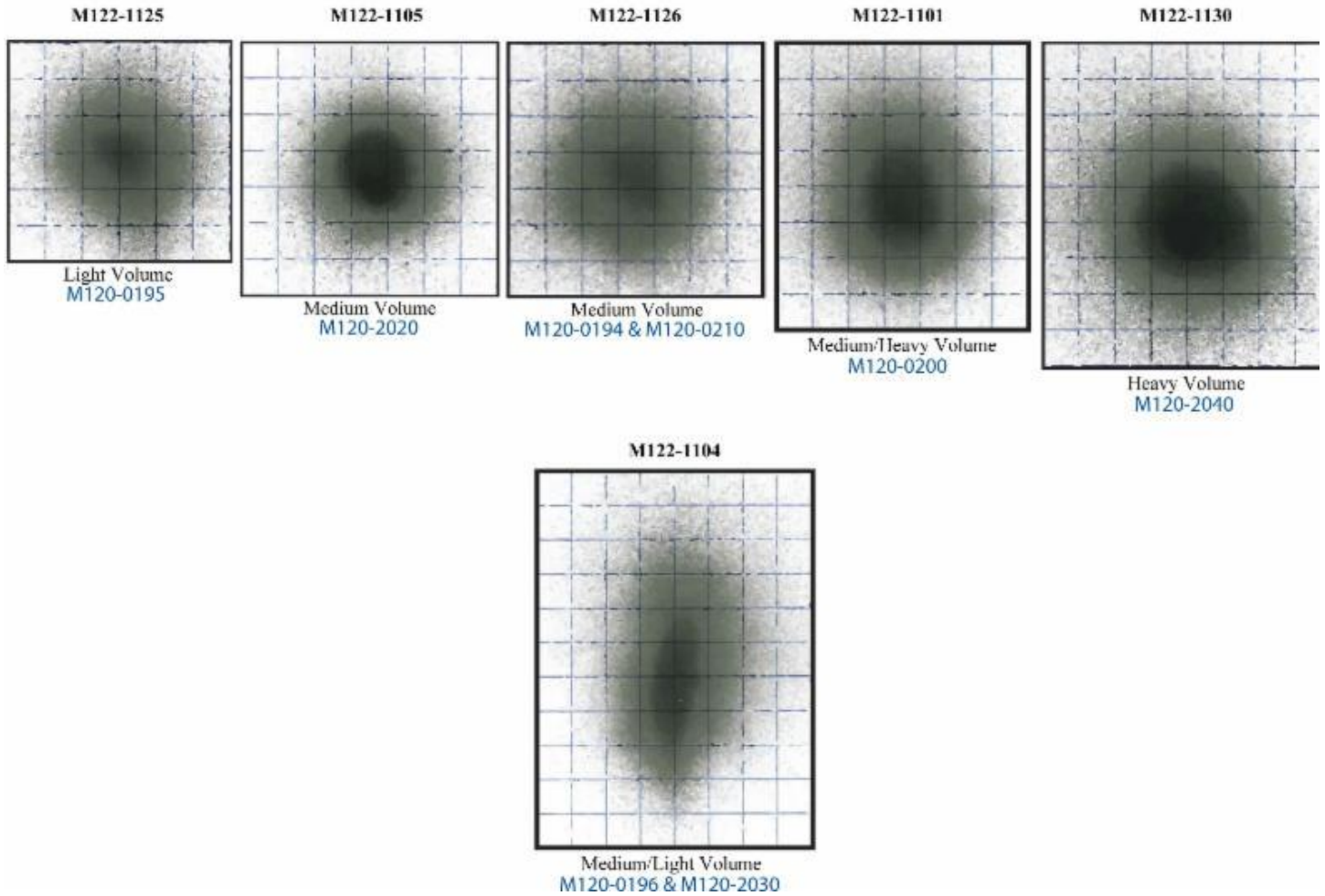
An important note: The new spray heads will not fit on the old cans. The old spray heads will fit on new cans but they could leak at the valve causing damage to the surface being sprayed and to the user spraying them. DO NOT USE the old spray heads on the new cans.

Below is a diagram showing the spray pattern for the new spray heads. Above each spray pattern is the new spray head part number, example: M122-1125. The corresponding old spray head number is below the box in blue. We hope that this is a useful tool as we transition to the new hardware.

Spray Pattern Diagrams: New Aerosol Hardware

Spray distance of 6", Shown on 1/2" Grid

Old Hardware offsets in blue type below diagram



~~~~~

**Soderberg's Furniture Restoration - Bobby Wyss**


Bobby Wyss, age 19, was interested in learning the craft of furniture restoration. He was able to accomplish this with help from his grandfather, David Soderberg, through a Co-op program at Parker High School in Janesville, WI. His grandfather has over 55 years experience in the field and was honored to pass this family craft on to the 6th generation family member.



Involvement with wood, for the Soderberg family, began with the first generation working as a shipbuilder in Sweden. The second generation worked as a finisher of the interiors of Pullman train cars. The third generation, George A. Soderberg, taught finishing methods and materials at the University of Wisconsin-Stout and wrote several textbooks on the topic. The fourth generation, David, created Soderberg's Furniture Restoration and shared his talents with his son Garrett Soderberg. Both David and Garrett have used their furniture trade as part-time businesses. Now Bobby is using his new found talents in the trade to earn extra money for college as he works as a lab supervisor in the wood shop at the University of Wisconsin - Stout while attending classes there. He is fortunate to have

his grandfather and uncle living in his hometown to help him trouble-shoot new and unique problems that arise.

Below are some of his past projects.



~~~~~

Mohawk Training Workshops!

Mohawk Finishing Products offers professional, hands on training for wood & leather to assist everyone from beginners to business owners. Sign up early and receive the following discounts:

\$20 Discount each for 2 or more people!
\$75 Discount for registering 30 days in advance!

Workshop Dates and Locations

Location	City, State	Start Date	End Date
Leather			
Holiday Inn	Houston, NC	05/12/2015	05/13/2015
Mohawk Finishing Products	Hudson, NC	06/16/2015	06/17/2015
Hampton Inn New York-LaGuardia Airport	East Elmhurst, NY	06/30/2015	07/01/2015
Universal Palms Hotel & Conference Center	Ft. Lauderdale, FL	08/06/2015	08/07/2015
Wood			
Comfort Suites - Seattle Southside	Tukwila/Seattle, WA	06/02/2015	06/03/2015
Ramada Dallas Love Field	Dallas, TX	06/09/2015	06/10/2015
Universal Palms Hotel & Conference Center	Ft. Lauderdale, FL	08/04/2015	08/05/2015
Ramada Salt Lake City North Temple	Salt Lake City, UT	08/18/2015	08/19/2015
Holiday Inn & Suites Fullerton	Fullerton, CA	09/09/2015	09/10/2015
Hyatt House Hotel	Waltham, MA	09/15/2015	09/16/2015
Holiday Inn	Grand Rapids, MI	10/06/2015	10/07/2015
Holiday Inn-Itasca	Itasca, IL	10/13/2015	10/14/2015

To register call 1-800-545-0047 or register online at www.mohawk-finishing.com

~~~~~

**Ordering**

You can order the featured products or any of our products by contacting your Sales Representative, Mohawk Customer Service at 800-545-0047 or on our website at [www.mohawk-finishing.com](http://www.mohawk-finishing.com). Our fax number is 800-721-1545. To ensure your correct pricing level, always use your account number when placing your order.

**Contact Information**

~~~~~

Mohawk Customer Service

Phone: 800-545-0047

Fax: 800-721-1545

~~~~~