





























































Hard Fill & Hard Fill Plus



Hard Fill is made from a blend of hard waxes and is used to repair minor and medium defects in wood and rigid plastic. Hard Fill Plus is harder and has a higher melting point than Hard Fill. Use Hard Fill Plus when additional durability is needed. Recommended for repairs on floors, tops, fronts, sides, doors, drawers, any wood surface.

- ✓ Easy to learn and use
- ✓ Excellent for dents
- ✓ Little to no sanding
- ✓ Works for any sheen
- ✓ Builds finish quickly
- ✓ Safe for any finish

									
CLEAR 901 M310-0901 M311-0901	COCONUT/ COTTON/ BRIE/HEAVY CREAM M310-0046	BRIGHT WHITE CODE 500 M310-0060	WHITE/ ALABASTER/ PICKET FENCE M310-0090	WHITE 9010 M310-0202 M311-0202	OFF WHITE 351 M310-0334	SNOW WHITE 354 M310-0354	MAPLE LINEN M310-5001	ARCTIC WHITE 9016 M310-8618 M311-8618	GARDENIA 9003 M310-9055
									
BONE WHITE 352 M310-9844	AMBER WHITE 353 M310-9923	FAWN GLAZE 356 M310-4012	CASHMERE / PEARL M310-0085	PROVINCIAL WHITE 355 M310-1506	SILK AW M310-5000	MIST 9001 M310-7635 M311-7635	CREAM 47301 M310-0012	VANILLA BEAN 176 M310-0011	LIGHT ALMOND 206 M310-0339
									
CHAMPAGNE 203 M310-0402	INTERIOR MAPLE LAMINATE 837 M311-0017 ²	DOVER M310-0087	NATURAL 47601 M310-0000 M311-0000	SILK 357 M310-2063	LIMESTONE/ SHARKEY GRAY M310-0092	HARBOR M310-0183	CASHMERE M310-0118	EGRET / KHAKI/SCONE M310-0095	RAINWATER M310-0097
									
ASH M310-0117	LIGHT GREY 7035 M310-0007	STONE M310-2000	CLOUD/ STERLING/ BLUFF M310-0086	MEDIUM GREY 7038 M310-0008	DARK GREY 7040 M310-0009	BROOK TROUT M310-0078	ALMOND 201 M310-0401 M311-0401	OFF WHITE SEAFOAM 178 M310-0340 M311-0340	BEIGE TONE 29705 M311-0303 ²
									
PICKLE FROST 179 M310-0331 M311-0331	NATURAL IV 156 M310-6869	OAK HICKORY LIGHT NATURAL 154 M310-4038	NATURAL TONE 902 M310-0902 M311-0902	TRANSPARENT YELLOW 905 M310-0905	BRIGHT ORANGE 1028 M310-0006	SAND STONE 155 M310-0330	BLONDE 141 M310-0222	CARAMEL 126 M310-4021	LIGHT TAN 49101 M310-0013
									
OAK HICKORY CIDER 160 M310-4054 M311-4054	PRALINE 103 M310-4035 M311-4035	CIDER M310-0265	MAPLE RYE M310-0286	SAHARA M310-0189	NEW FONTANA 48601 M310-0030	HONEY SPICE 29305 M311-0019 ²	PINE 50501 M310-1516	LIGHT FAWN 159 M310-4057	PALOMINO M310-0266



Available in Assortments



M999-9990
Hard Fill Leveling Tool



M999-9992
Hard Fill Scraper



M999-9995
Finish & Filler Scraper



M900-3400
Battery Operated Burn-In Knife



Defect



Apply Filler



Level Filler



Apply Color & Grain



Apply Topcoat

